

Abundance of Cyanobacteria from Maize Fields of Sangola Tahasil in Solapur

R. G. Pawar¹, D. S. Suryawanshi²

Department of Botany, Jawahar Arts, Science and Commerce College, Andur, Tal. Tuljapur, Dist. Osmanabad

Abstract: Fertility of soil depends upon its composition of nutrients and biotic factors such as algae, fungi and microorganisms which helps in recycling of nutrients. Composition of Blue-green algae also makes a major contribution to the fertility of the soil. It has been suggested that blue-green algae (BGA) assist higher plant growth by supplying growth substances. There are numerous works about roles of blue-green algae on growth of maize fields. Increase in use of synthetic fertilizers in the field badly affected the fertility of the soil. These synthetic fertilizers are effecting on flora and fauna of the field responsible for productivity of the crop plants. Efforts were made to evaluate dosage of fertilizers and occurrence of blue green algae. During the investigations, 23 species belonging to three families of heterocystous and non-heterocystous of bluegreen algae were encountered from Sangola Tahasil of Solapur.

Keywords: Blue green Algae, Heterocyst's, Synthetic fertilizers

1. Introduction

Cyanobacteria have drawn much attention as prospective and rich sources of biologically active constituents and have been identified as one of the most promising groups of organisms capable of producing bioactive compounds (Fish and Codd 1994, Schlegel *et al.* 1999). Production of bioactive molecules such as auxins, production of secondary metabolites linked to bio control of bacterial and fungal diseases as well as improving soil structure and porosity through secretion of polysaccharides aiding in soil aggregation are the most important functions of these microorganisms (Karthikeyan *et al.* 2007, Sergeeva *et al.* 2002). Blue green algae represent a small taxonomic group of photosynthetic prokaryotes which some of them are able to N₂ fixation and also possess a tremendous potential for producing a wide range of secondary metabolites.

De (1939) attributed the natural fertility of maize field soil and its maintenance to the process of biological nitrogen fixation by cyanobacteria. This was the first report, which recognized the agronomic potential of cyanobacteria in India. The widespread application of single element fertilizers (especially N in Asian countries) in the cultivation of major crops has led to accelerated exhaustion of other major and minor nutrients leading to nutrient imbalances and poor soil fertility. In the current scenario therefore, an urgent need has been felt to deploy microbial bio-fertilizer which are multifaceted such as cyanobacterial biofertilizer. As yet for substitution of synthetic fertilizers by microbial bio fertilizers many studies have been carried out. Gupta & Shukla (1967) studied the algal influence on growth, yield and protein content of maize plants and showed that pre-soaking maize seeds with BGA cultures or extracts enhances germination, promotes the growth of roots and shoots, and increases the weight and protein content of the grain.

Plant growth is enhanced in the presence of cyanobacterium, even without organic Nitrogen fertilizer application (Svircev *et al.* 1997). Beneficial effects of cyanobacterial inoculation were reported, not only for maize, but for other crops such as wheat, soybean, oat, tomato, radish, cotton, sugarcane, chili, bean, muskmelon and lettuce (Venkataraman 1972,

Rodgers *et al.* 1979, Singh 1988, Arif *et al.* 1995, Thajuddin & Subramanian 2005, Saadatinia & Riahi 2009, Maqubela *et al.* 2008, Karthikeyan *et al.* 2007). Several reasons have been proposed for beneficial effects of cyanobacteria on the growth of different plants. The capacity for biosynthesis of growth promoting substances such as auxins, amino acids, sugars and vitamins (Vitamin B12, Folic acid, Nicotinic acid and Pantothenic acid) was reported by Misra & Kaushik (1989 a, b) that can enhance growth of plant.

Additionally, cyanobacteria excrete complex organic carbon compounds that bind to the soil particles and improve soil aggregation, hence improve soil structure, soil permeability and water holding capacity of soil (Kaushik 2007). However, to date, the effect of single species cyanobacteria biofertilizer on plant growth has not yet been fully investigated. The primary aim of this research was to study cyanobacteria species isolated from soil.

There are numerous works about roles of blue-green algae on growth of maize fields. Increase in use of synthetic fertilizers in the field badly affected the fertility of the soil. These synthetic fertilizers are effecting on flora and fauna of the field responsible for productivity of the crop plants. Most of the farmers are utilizing these fertilizers blindly to increase productivity. Efforts were made to study effect of dosage of synthetic fertilizers on relative abundance of the blue green algae.

2. Materials and Methods

Soil was fertilized with synthetic as well as green manure duly designed with RBD.

Soil samples were collected from the depth of 0-5cm on several fields (Rangaswamy 1996).

Isolation of cyanobacteria

Soil samples were transferred to sterile Petridishes and added to them sterilized BG-11 medium with pH: 7.1. The Petri dishes were placed in a culture chamber at 25° C and a 12/12 h light dark cycle at artificial illumination (2000-2500 Lux) for two weeks. After colonization, for purification, identification and multiplication of colonies, part of each

colony was removed by a loop and transferred to a new plate. After purification of taxa, taxonomic determination was carried out by light microscopy and based on Desikachary(1959), Prescott (1970) and Wehr *et al.* (2002), and corrected based on algae base website (www.algaebase.org).

3. Results

During the present study, eleven taxa of heterocystous and 12 taxa of non-heterocystous cyanophyta were identified. *Nostocaceae* with four genera and seven species, *Oscillatoriaceae* with three genera and six species and *Chroococcaceae* with four genera and six species were included in the list of isolates (Table 1).

Table 1: The list of Cyanobacterial taxa occurred in Mohol Tahasil

<i>Chroococcaceae</i>	<i>Nostocaceae</i>	<i>Oscillatoriaceae</i>
<i>Aphanothece gelatinosa</i> (Hennings)Lemmermann	<i>Anabaena vaginicola</i> F.E. Fritsch & Rich	<i>Oscillatoria angustissima</i> W.West & G.S.West
<i>Chroococcus minutus</i> (Kützing) Nägeli	<i>Cylindrospermum michailovskoense</i> Elenkin	<i>Oscillatoria chilensis</i> Biswas
<i>Chroococcus minimus</i> (Keissler) Lemmermann	<i>Nostoc punctiforme</i> (Kützing) Hariot	<i>Phormidium terebriforme</i> (C. Agardh ex Gomont) Anagnostidis & Komárek
<i>Chroococcus pallidus</i> (Nägeli) Nägeli	<i>Nostoc muscorum</i> C. Agardh ex Bornet & Flahault	<i>Phormidium granulatum</i> (Gardner) Anagnostidis
<i>Gleocapsa</i> sp.	<i>Nostoc calcicola</i> Brébisson ex Bornet & Flahault	<i>Lyngbya</i> sp.
<i>Gloeotheca</i> sp.	<i>Nostoc</i> sp.	
	<i>Nodularia harveyana</i> (Thwaites) Thuret	

Among these taxa, three species of sp. and *Nodularia harveyana*, which were isolated from heterocystous cyanobacteria, *Anabaena vaginicola*, *Nostoc* maize fieldsoils.

Table 2: Total percent abundance of cyanobacteria genera (summed up over all locations)

Genus	Localities in Sangola Tahasil				Total No. of species	Percent abundance
	Sonand	Mahud	Ekkhdpur	Wadegaon		
<i>Anabaena</i>	+			+	2	5.2
<i>Aphanothece</i>	+	+		+	1	5.2
<i>Chroococcus</i>	+	+		+	3	16
<i>Cylindrospermum</i>	-	-	+	+	1	5.2
<i>Gleocapsa</i>	+	-	+	+	3	5.2
<i>Gloeotheca</i>	+	+			1	5.2
<i>Lyngbya</i>	+	+		+	1	5.2
<i>Nodularia</i>	+	+	+	+	2	5.2
<i>Nostoc</i>	+	+	+	+	4	25
<i>Oscillatoria</i>	+	+	-	+	2	10.6
<i>Phormidium</i>	-	-	-	-	3	16
				Total	23	100

Abundance of cyanobacteria was studied from four locations of Sangola Tahasil. It was observed that *Nostoc* was most abundant with 25 % occurrence followed by *Phormidium* and *chroococcus* up to 16 percentage followed by *Oscillatoria* with 10.6 %. This was followed by *Anabaena*, *Cylindrospermum*, *Nodularia*, *Aphanothece*, *Gloeotheca* and *Gleocapsa* with 5.2 %.


4. Conclusion

From the above results it could be concluded that *Nostoc* is the dominating blue green algae which plays its role in productivity of maize crop. *Phormidium* and *Chroococcus* are the second largest species that plays their vital role

productivity of crops and are the second largest group of blue green algae. If dose of synthetic utilized properly, they may nurture are favorable for the growth of blue green algae. This will lead to fertility of soil and will definitely effect on productivity of crop.

5. Acknowledgement

Authors are thankful to Principal, Jawahar Arts, Science and Commerce College, Andur, Tal. Tuljapur, Dist. Osmanabad for providing laboratory facilities to carry out the research work.


Principal

Jawahar Arts, Science & Commerce College,
Andur Tal. Tuljapur Dist, Osmanabad

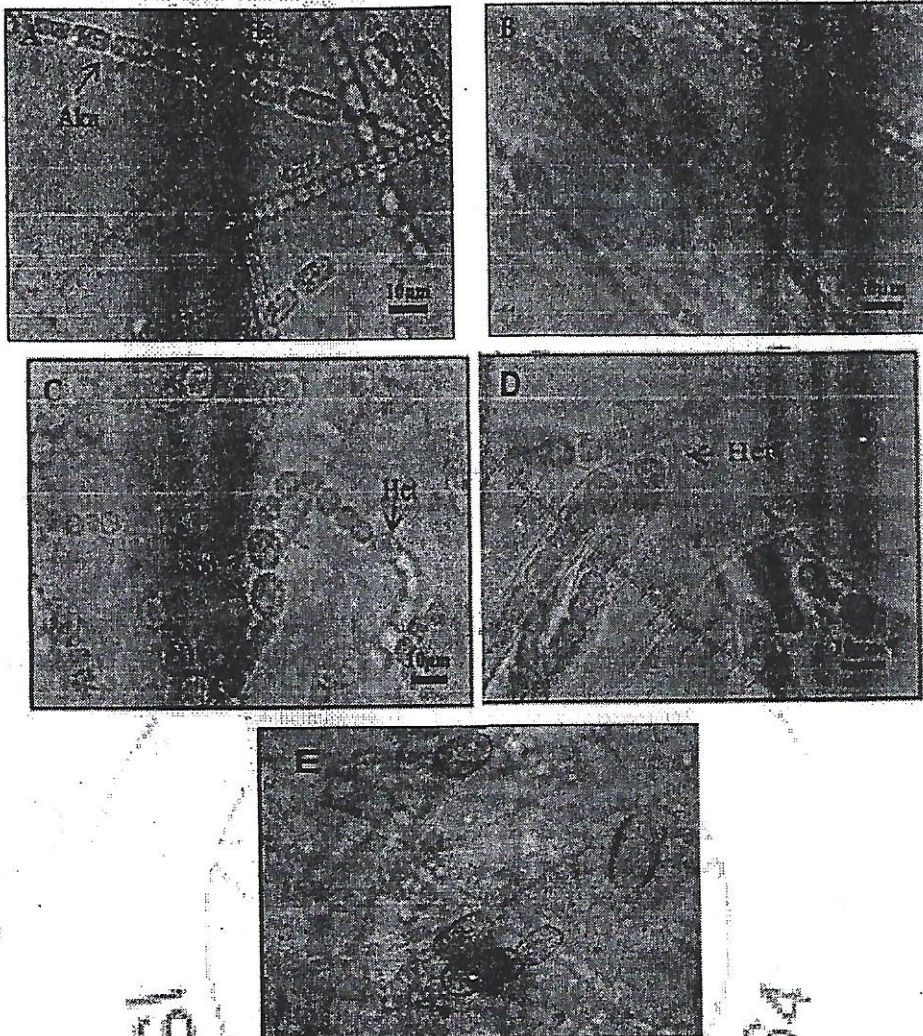


Fig: A, *Anabaena inaequalis*; B, *Anabaena fuellborni*; C, *Nostoc pruniforme*
 D, *Calothrix fusca* E, *Cylandrosperrum*

References

- [1] Desikachary, T.V. 1959. Cyanophyta. New Delhi: Indian Council of Agricultural Research. 686 pp.
- [2] De, P.K. 1939. The role of blue-green algae in nitrogen fixation in rice fields. Proceeding of the Royal Society of London. Series B 127: 121-139.
- [3] Fish, S.A. & Codd, G.A. 1994. Bioactive compound production by thermophilic and thermo tolerant cyanobacteria (blue-green algae). World Journal of Microbiology and Biotechnology 10:338-347.
- [4] Karthikeyan, N., Prasanna, R., Nain, L. & Kaushik, B.D. 2007. Evaluating the potential of plant growth promoting cyanobacteria as inoculants for wheat. European Journal of Soil Biology 43: 23-30.
- [5] Kaushik, B.D. 2007. Cyanobacterial biofertilizer technology. Pp. 53-59. In: S. Kannaiyan, K. Kumar & K. Govindarajan (eds). Biofertilizer technology. Scientific Publishers. India.
- [6] Maqubela, M.P., Mnkeni, P.N.S., Malamissa, O., Pardo, M.T. & Acqui, L.P.D. 2008. *Nostoc* cyanobacterial inoculation in South African agricultural soils enhances soil structure, fertility and maize growth. Plant and Soil 315: 79-92.
- [7] Misra, S. & Kaushik, B.D. 1989a. Growth promoting substances of cyanobacteria I. Vitamins and their influence on rice plant. Proceeding of the Indian Science Academy B55: 295-300.
- [8] Misra, S. & Kaushik, B.D. 1989b. Growth promoting substances of cyanobacteria II. Detection of amino acids, sugars and auxins. Proceeding of the Indian Science Academy B55: 499-504.
- [9] Prescott, G.W. 1970. Algae of the western great lakes area. W.M. C. Brown Company Publishers. 977 pp.
- [10] Rangaswamy, G. 1996. Agricultural microbiology. Asia Publishing House, Bombay, p. 54-76.
- [11] Saadatnia, H. & Riahi, H. 2009. Cyanobacteria from paddy-fields in Iran as a biofertilizer in rice plants. Plant Soil Environment 55(5): 207-212.
- [12] Schlegel, I., Doan, N.T., De Chazol, N. & Smit, G.D. 1999. Antibiotic activity of new cyanobacterial isolates from Australia and Asia against green algae and cyanobacteria. Journal of Applied Phycology 10: 471-479.
- [13] Sergeeva, E., Liaimer, A. & Bergman, B. 2002. Evidence for production of the phytohormone indole-3-acetic acid by cyanobacteria. Planta 215: 229-238.

Volume 7 Issue 6, June 2018


www.ijsr.net

Licensed Under Creative Commons Attribution CC BY

Jawahar Arts, Science & Commerce College,
 Andur Tal. Tuljapur Dist, Osmanabad
 276

- [14] Singh, P.K. 1988. Biofertilization of rice crop. pp.109-114. In: S.P. Sena. & P.C. Palit (eds). Biofertilization potentialities and problems. Plant Physiology Forum.
- [15] Svircev, Z., Tomas, I., Nenin, P. & Drobac, A. 1997. Co-cultivation of N₂-fixing cyanobacteria and some agriculturally important plants in liquid and sand culture. Applied Soil Ecology 6:74-81.
- [16] Thajuddin, N. & Subramanian, G. 2005. Cyanobacterial biodiversity and potential application in biotechnology. Current Science 89: 47-57.
- [17] Venkataraman, G.S. 1972. Algal biofertilizer and rice cultivation. Today and Tomorrows Printer and Publishers. New Delhi. 71 pp.
- [18] Venkataraman, G.S. & Neelakantan, S. 1967. Effect of the cellular constituents of the nitrogen fixing blue-green algae *Cylindrospermum muscicola* on the root growth of rice seedlings. Journal of General and Applied Microbiology 13: 53-61.
- [19] Wehr, J.D., Sheath, R.G. & Thorp, J.H. 2002. Freshwater algae of North America: Ecology and classification. Aquatic Ecology Press. 917 pp.
- [20] <http://www.algaebase.org>




Principal

Jawahar Arts, Science & Commerce College,
Andur Tal. Tuljapur Dist, Osmanabad